



Committee of the Whole Memorandum

To: Committee of the Whole
From: Jim Culotta, City Administrator
Date: 12/11/17
Re: Fire Station Door Opener Replacement

EXECUTIVE SUMMARY

The Washington Fire Department requests the City replace 10 overhead door openers at the City-owned fire station. The openers are original to the building and are in need of replacement to ensure efficient and safe operations. The 2017/2018 budget contains \$20,000 for this purpose and the low of two quotes is for \$14,862.17 from Nation Serve of Peoria.

BACKGROUND

Additional details can be found in a letter and two quotes from the Washington Fire Department (attached).

ATTACHED

1. Letter from WFD Executive Director of Operations
2. Two quotes for service



Washington Fire Department Inc.

P.O. Box 322

Washington, IL 61571

Telephone
309-444-8642

Fax
309-444-9532

City Administrator Culotta,

During the budget process last fall we discussed and asked for new door openers and safety curtains for the ten bay doors at the firehouse. We had all damaged door panels, and 3 complete bay doors replaced last year, and single safety beams installed due to the building being built before they were required. The age of our openers would not allow for safety curtains to be used. These would allow the best safety features for our equipment size. At that time, Crawford Door went through our openers and fixed them with spare parts that they had on hand. At that time they advised that we should begin to plan for the replacement as these were wore out, and not going to be repairable for long.

We have since the repairs, had to have Crawford out twice to repair openers. This has been two different door openers. In March, they repaired door 6 for a total of \$975.00. In August they repaired door 7 for \$724.00. Both times they told us that these were temporary fixes, and we should replace these openers as soon as possible. I am attaching the price quotes to replace these openers and safety beams.

Thank You for Your Consideration,

Roger Traver

Serving the Citizens of the Washington Area

Crawford & Brinkman

Door and Window Co.

7715 N Crestline Drive

Peoria, IL 61615

309-691-8121

Fax 309-691-8061

WASHINGTON FIRE DEPARTMENT

200 WILMOR RD.

WASHINGTON, IL. 61571

Estimate

DATE	ESTIMATE NO.
9/20/2017	C8411
REP	P.O. NO.
M20	


Ship To:
OPENERS

Customer Contact	Customer Phone/Fax	Customer E-mail

ITEM	DESCRIPTION	QTY	COST	TOTAL
LM-H3311L5	LIFTMASTER, 1/3 HP, 110V, SINGLE PHASE COMMERCIAL HOIST OPERATOR, LOGIC 5 BOARD WITH MYQ TECHNOLOGY, 3-BUTTON CONTROL STATION, FLOOR LEVEL CHAIN HOIST FOR POWER OUTAGES, TIMER TO CLOSE OPTION, CONTINUOUS DUTY HIGH STARTING TORQUE MOTOR, ADJUSTABLE FRICTION CLUTCH.	8	1,265.00	10,120.00
LM-T3311	LIFTMASTER, 1/3 HP, 110V, SINGLE PHASE COMMERCIAL TROLLEY OPERATOR, LOGIC 5 BOARD WITH MYQ TECHNOLOGY, 3-BUTTON CONTROL STATION, TIMER TO CLOSE OPTION, CONTINUOUS DUTY HIGH STARTING TORQUE MOTOR, ADJUSTABLE FRICTION CLUTCH.	2	1,161.00	2,322.00
LM-COMM. OPER	LIFTMASTER COMMERCIAL LIGHT CURTAINS, LC-36A, PROVIDES 36" OF EFFECTIVE COVERAGE	10	481.47	4,814.70
	EXEMPT FROM SALES TAX		0.00%	0.00

WE ACCEPT THE ABOVE PROPOSAL (EXECUTE ORIGINAL & RETURN FOR ACCEPTANCE) Acceptance of this order shall constitute a conditional sales contract. We are to retain title and possession of all material and equipment furnished by us under terms of this contract, until final payment shall have been made. The right is specifically reserved by the seller and granted by the purchaser to remove from premises materials not completely paid for in 45 days after installation without recourse for damage to the building or any of its parts in progress. Sign and return white copy promptly.	-Openings are to be prepared by others in accordance with our specifications. -The price does not include glass, glazing, painting or wiring for electric operator, unless included in proposal. -Proposal is made for prompt acceptance. Prices subject to review after 30 days. -Agreements are contingent upon strikes, accidents or other conditions beyond our control. -We carry manufactures contracts, and employers liability and workman's compensation insurance. -Prices does not included retail sales tax when applicable. -We reserve the right to add finacne charges, collection agency fees (not to exceed 33.3%), attorney fees and court costs in an effort to collect. -BALANCE DUE UPON COMPLETION	TOTAL \$17,256.70 EPA LEAD INFO _____ PRICING GOOD FOR 90 DAYS 3 DAY RIGHT TO REFUSAL _____
---	---	--

SIGNATURE _____ DATE ____/____/____



NATIONSERVE

Sales Proposal

Nation Serve of Peoria

362 High Point Lane, P.O. Box 2440, East Peoria, IL. 61611-0440

Phone: (309)694-1100 (800)383-7428

Fax: (309)699-1010

Proposal # 1120-1

Date: 11/20/2017 0:00

Page: 1 OF 2 PAGES

Fax to #: 0

To: Washington Fire Department

ATTN: Roger Traver

FROM: Greg Horne

Project Name: Washington Fire Dept.

We propose to furnish door(s), operator(s), or other material, as listed below, for the base bid of:

\$14,862.17

This proposal includes installation.

Qty.	Width x Height	Description	Other Information:
10	1/2HP	Liftmaster commercial jackshaft operator model H501L5, 1/2HP, 115v, 1ph, emergency chain operation, photoeyes for the code requirements height, CPS3 card to be able to hook up 2 safeties, 36" light curtain to place wherever desired.	

Notes:

This quote does not include sales tax

Openings are to be prepared by others according to our specifications. The order price does not include glass, glazing, painting, or wiring of electric operators unless so stated. This order is made for prompt acceptance. Prices are subject to review after 30 days. Agreements are contingent upon strikes, accidents, and other conditions beyond our control. We carry manufacturers contracts, and employee liability and workman's compensation insurance.

I hereby agree to pay in full within the predescribed terms of sale and to pay an interest charge of 1 1/2 % monthly on any amount on my account not paid within 30 days of the invoice date. I further agree to pay all reasonable collection costs, including attorney's fees and court costs. *NOTICE: Although this proposal may result in a written contract, and although the contract terms will take precedence over any other terms established, if we do not have a current account set up for your company, you will need to complete the Overhead Door credit application in order to establish an account with terms. All accounts not established with payment terms will be subject to the C.O.D. policy

THANK YOU FOR THE OPPORTUNITY

To accept this proposal, please sign below and return with a copy of your purchase order or subcontract.
Thank you for your business!

Signature: _____


Date: _____

PO # _____

Project # _____



HOIST OPERATOR



Logic 5.0 The Next Generation of Commercial Door Operators

Hoist (H) style commercial door operators are optimal for industrial applications. H-style operators include a floor level chain hoist to ease manual operation in an emergency or power outage. The operators are typically mounted to the wall when used with larger sectional overhead doors with vertical or high lift and mounted to the wall or the front of the hood when used with rolling doors and grilles. H operators are attached to the door jackshaft to indirectly drive the door.

Connectivity

- **MyQ® Technology** enables you to securely monitor and control your facility operator and lights with your smartphone, tablet or computer for greater peace of mind.
- **Alerts** can be received as email or pop-up (push) notifications on a mobile device, ensuring the status of your commercial door.
- **MyQ Mobile App** is a free download with no annual activation fee.

Safety and Security

- **Security+ 2.0™** safeguards your facility – with every click, a new code is sent to the commercial door operator so the door opens only for you.

UL 325 requires all commercial door operators to be either constant pressure to close or be equipped with a primary external monitored entrapment protection device.

LiftMaster® is the leading brand of professionally installed commercial door operators and access control products for businesses worldwide. We are committed to quality products, innovative designs and comprehensive services which exceed our Customers' expectations.

MyQ Accessories:



Internet Gateway (828LM)

Enables owners of commercial door operators to connect their operators to the Internet to monitor, control and receive alerts regarding status of each door.



Door and Gate Monitor (829LM)

Enables monitoring and closing within a facility of up to four commercial doors.



Remote Light Control (825LM)

Operates a plug-in light using a commercial door operator remote control, or the LiftMaster Internet Gateway using your smartphone or computer.

Entrapment Protection Devices:



Monitored Dual-Sided Photo Eyes (CPS-OPEN4)

Provides primary entrapment protection on doors up to 45ft wide. NEMA 4X rated.



Monitored Optical Edge System (OES)

Thru-beam infrared optical sensors, premium rubber door edge that can be cut to length for exact fit.

Additional Accessories:



3-Button Remote Control (893MAX)

Provides Security+ 2.0™ Technology and compatible with multiple radio technologies. Includes open, close and stop functionality.



Mushroom Button Control Station (02-401M)

Provides single button to activate opening one or more commercial doors.



Red/Green Traffic Light (RGL24LY)

Indicates when a commercial door reaches the open position. Provides assurance of safe entering and exiting of the facility, reducing the potential for costly accidents. (TLS1CARD is recommended)



HOIST OPERATOR

STANDARD FEATURES:

DUAL VOLTAGE CONNECTIONS

Increase flexibility by enabling the installer to select the required voltage, within phase, to meet job-site requirements.

Within phases, voltage is selectable at the time of installation with the placement of a connector.

- Single-Phase: 115V and 230V
- 3-Phase: 208V, 230V and 460V
- 575V is a discrete model without field-selectable voltage

FLOOR LEVEL CHAIN HOIST WITH ELECTRICAL INTERLOCK

Provides easy disconnect and manual operation in an emergency.

CONTROL FUNCTION SELECTOR DIAL

Enables easy selection and programming of (7) wiring types, from constant pressure to close, to specialized Timer-to-Close functionality to meet end-user needs.

TIMER-TO-CLOSE

Conveniently and confidently closes the commercial door automatically after a predetermined amount of time has elapsed for added security and peace of mind.

CONTINUOUS-DUTY HIGH-STARTING TORQUE MOTOR

Performs in demanding industrial overhead and rolling door applications.

MOTOR REMOVABLE WITHOUT AFFECTING LIMIT SWITCH SETTINGS

Saves time and money for maintenance.

ADJUSTABLE FRICTION CLUTCH

Helps to protect door and operator from damage should the door meet an obstruction.

MID-STOP

Enables partial opening of door to a preprogrammed position for energy savings, time savings, and convenience.

MAXIMUM RUN TIMER

Reverses or stops door if closing time exceeds expected time-frame to limit damage to door and operator.

DELAY-ON-REVERSE CIRCUIT

Prevents abrupt reversal of door, reducing wear on the door and operator system.

3-BUTTON CONTROL STATION WITH MAINTENANCE ALERT SYSTEM (MAS)

Provides open/close/stop functions and notification when routine maintenance is required.

SPECIFICATIONS:

SECURITY+ 2.0™ RADIO RECEIVER

Standard on-board with Logic 5.0 operators. Accepts up to (90) single-button or (30) 3-Button remote controls plus up to (30) wireless keypads or an unlimited number of DIP switch remotes.

MOTOR

Continuous-duty high-starting torque motor with instant reverse and overload protection. Available in 1/3, 1/2, 3/4 and 1 HP; single- or three-phase. Capacitor start on single-phase. Removable without affecting limit switch settings.

WIRING TYPE

Operators are factory preset to C2 wiring, providing momentary contact to open and stop, with constant contact to close. Monitored entrapment protection, using approved photo sensors or sensing edges is optional, although recommended, when using C2, D1 or E2. All other wiring types, B2, T, TS and FSTS can be selected with the addition of an appropriately monitored entrapment protection device (LiftMaster® CPS-U photo eyes, LiftMaster OES monitored sensing edge, or a monitored sensing edge supported by the CPS-EI, as examples). Logic 5.0 operators can only accept UL-Approved LiftMaster monitored entrapment protection devices.

CONTROL CIRCUIT

5V DC NEC Class 2.

DRIVE REDUCTION

First-stage heavy-duty 5L V-belt; second-third-fourth stages #48 chain; #50 output sprocket chain.

BEARINGS/BUSHINGS

Industrial ball bearings on 1" output shaft, heavy-duty oil-filled bushings on reduction shafts.

BRAKE

Standard on 3/4 and 1 HP operators.
(optional on 1/2 HP; not available on 1/3 HP).

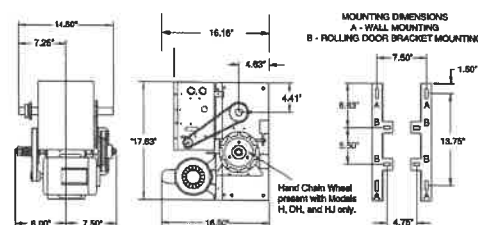
CONSTRUCTION

NEMA 1 type electrical box, heavy-duty 11-gauge steel frame with durable powder coat finish, all reduction sprockets drilled and pinned to shafts.

WARRANTY

Two Years.

TECHNICAL INFORMATION:



*For models with brakes add 2"
(Standard on 3/4 and 1 HP, optional on 1/2 HP)

MAXIMUM DOOR AREA (SQ. FT.)						
ROLLING	24 ga. Steel	22 ga. Steel	—	20 ga. 16 ga. Steel	16 ga. Steel	—
	Aluminum Grilles	Aluminum Doors	—	Steel Grilles	—	—
SECTIONAL	—	24 ga. 22 ga. Steel	20 ga. Steel	—	16 ga. Steel	—
	Fiberglass	Aluminum Doors	Wood Doors	—	—	—
	—	—	24 ga. Steel Insulated	—	20 ga. Steel Insulated	16 ga. Steel Insulated
HP	1/3	310	285	250	210	175
	1/2	400	350	320	280	250
	3/4	560	500	450	380	325
	—	—	—	—	—	—
	1	640	625	550	475	400

NOTE: On steel insulated doors, a 24-gauge back panel is assumed. If a heavier back panel is supplied, use the next higher HP rating. Recommended Duty Cycles: Up to 25 per hour, up to 80-90 per day.

LC-36A

LIGHT CURTAIN



Protection for Personnel and Equipment

LiftMaster's® LC-36A Light Curtains provide 36 in. of coverage to keep your customers, employees and equipment safe. The LC-36A must be used with a primary entrapment device and be installed along the vertical plane of the door. The light curtains are NEMA 4 rated which provides protection against direct water spray and makes the LC-36A ideal for use in auto dealerships, fire stations, municipal garages and commercial storage facilities.


Performance

- **Color-coded transmitter and receiver** for easy identification.
- **Provides 36 in. of effective height coverage** to increase the area of protection.
- **Multiple sets of LC-36A curtains** can be mounted on a door providing coverage flexibility*.
- **Maximum door width of 33 ft.** ensures coverage for most commercial doors.
- **Eight (8) LEDs per side and 22 cross-beams** produce an invisible curtain of infrared light for maximum detection capability.
- **Solid LED lights** indicate correct sensor alignment, simplifying installation.
- **Green LED** on receiver flashes when interrupted, providing visible interrupt detection.

* See instruction manual for requirements.

The LiftMaster LC-36A is an ancillary device and must be used with a primary monitored entrapment device to maintain compliance with UL 325. The LiftMaster CPS-UN4, CPS-RPEN4, CPS-OPEN4 and CPS-U meet this requirement. Failure to use the appropriate sensor or failure to install the sensors properly, may expose the installer and customer to liability, should an accident occur.

LiftMaster's full line of Primary Monitored Photo Eyes



CPS-UN4

CPS-RPEN4

CPS-OPEN4

CPS-U

Optional Accessories:



External Power Supply (100MAPS)**

Provides enough power to operate two LC-36A Light Curtains. Includes 38 ft. cable leads.

** Required for use with LiftMaster Medium-Duty Operators. Available as an extra power source for use with LiftMaster Logic 3, 4 and 5.0 Operators.



2-Strand Bell Wire (20-2LM)

500 ft., 22 gauge, white and red/white wiring.



2-Strand Bell Wire (21-2LM)

500 ft., 22 gauge, white and black/white wiring.



7-Conductor Cable (65-7WIREL)

500 ft., 20 gauge, 7-wire spool. For use with all standard control stations, sensing edges or photo eyes.

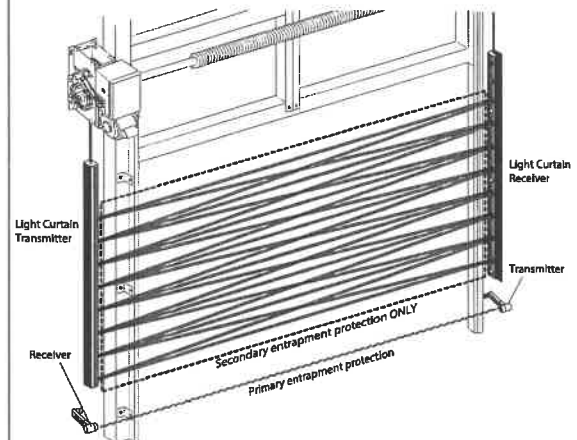


Image shows infrared beam pattern which is not visible to the naked eye.

LC-36A

LIGHT CURTAIN

SPEC SHEET

STANDARD SPECIFICATIONS

22VAC-24VAC/DC Ancillary Light Curtain with 36 in. effective height and cross-beam pattern

PRODUCT DIMENSIONS

Height: 0.63 in. (16mm)
Width: 0.47 in. (12mm)
Length: 47 in. (1194mm)

CARTON DIMENSIONS

Height: 2.5 in. (64mm)
Width: 2.75 in. (70mm)
Length: 49 in. (1245mm)

CARTON CONTENTS

1 Transmitter Curtain
1 Receiver Curtain
4 Mounting Brackets
4 Sets of Mounting Hardware
6 Electric Connectors
1 Blocking Shield
Installation Instructions

WARRANTY

2 year limited warranty

TECHNICAL SPECIFICATION

Maximum Alignment Range: 33 ft./10.2m
Min. Alignment Distance: 36 in. (3 ft.)/.91m

No required alignment if instructions are followed

Anodized aluminum housings

NEMA 4 rated enclosure/indoor use only

Temperature Range (Operating) - 40°C to + 60°C (-40°F to 140°F)
Terminal Interface Non-Monitored (Ancillary) 2-Wire

Color Code Sensors

Transmitter: Amber LED
Receiver: Green LED

ACCESSORY SPECIFICATIONS

100MAPS External Power Supply**

Input: 110VAC

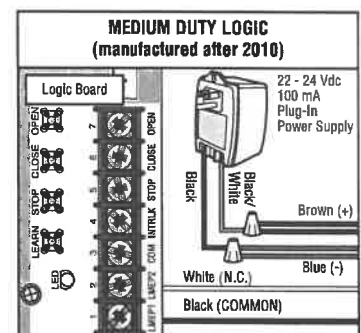

Output Voltage: 22VAC-24VAC

Output Amperage: 100mA

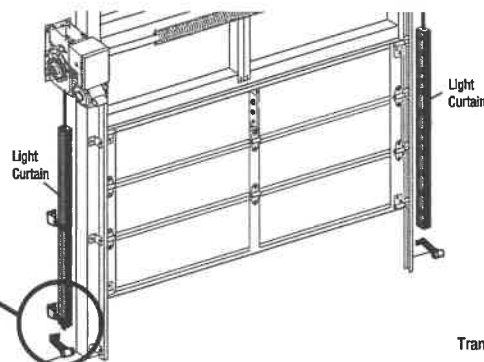
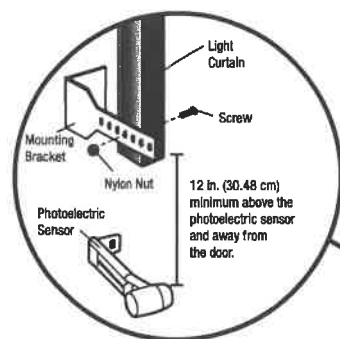
Cable Leads: 38 ft.

** Required for use with LiftMaster Medium-Duty Operators. Available as an extra power source for use with LiftMaster Logic 3, 4 and 5.0 Operators.

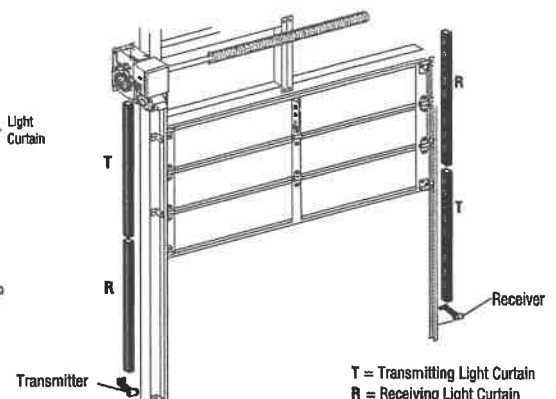
WIRING DIAGRAMS



Note: Please reference the LC-36A instruction manual for additional wiring diagrams.



Single set of Light Curtains shown with Primary Monitored Photo Eyes



Two sets of Light Curtains shown with Primary Monitored Photo Eyes