



MONTHLY REPORT - JANUARY 2026

| | 26 | 25 | +/- | DESCRIPTION / NOTES |
|----------------------------------|-----|-------|------|---|
| Part I Offenses | 34 | 37 | 3 | Classified as: murder, criminal sex assault, robbery, aggravated battery, aggravated assault, burglary, theft, motor vehicle theft, arson |
| Part II Offenses | 110 | 116 | 6 | Classified as: all other crimes such as damage to property, thefts under \$500.00, disorderly conduct, etc. |
| Traffic Citations (Tickets) | 95 | 78 | 17 | Tickets where the violator either has to pay the ticket or go to court for adjudication, |
| Written Warnings | 192 | 189 | 3 | Documented warnings to the violator. No fine or court appearance required. |
| Driving Revoked/Suspended | 10 | 10 | 0 | Custodial arrest situations where the offender must go to court for adjudication. |
| Driving Under the Influence | 3 | 5 | 2 | Custodial arrest situations where the offender must go to court for adjudication. |
| Drug Offenses | 7 | 3 | 4 | Custodial arrest situations where the offender must go to court for adjudication. |
| Vehicle Seizures | 15 | 21 | 6 | Situations where a motor vehicle has been used on one of the enumerated offenses in Chapter 101 of the Code of Ordinances. |
| PD Accidents | 20 | 5 | 15 | Property Damage Accidents |
| PI Accidents | 3 | 17 | 14 | Personal Injury Accidents |
| MDRS Reviews/Coaching | 5/3 | 19/14 | 4/11 | Random review of video from officer body cams and squad cars. |
| Positive Community Contacts | 48 | 63 | 15 | Lock-outs, open doors, motorist assists, non-traffic officer initiated contacts, citizen assists, escorts, car seat inspections, fingerprinting, found property, house checks, etc. |
| Other Officer Initiated Activity | 293 | 520 | 227 | Calls for Service that do not fit into noted categories, but do not necessarily rise to level of a report being taken. Walk-ins, suspicious persons/autos, loud noise, verbal warning traffic/pedestrian stops, events that officers on patrol find that need to be addressed, etc. |
| Total Calls | 853 | 911 | 58 | |
| Agency Assists | 30 | 25 | 5 | Agency Assists occur outside of our jurisdiction and are not included in Part II Offenses or any other of the other categories. <i>These statistics are not included in above totals.</i> |



YEAR TO DATE REPORT - JANUARY 2026

| | 26 | 25 | +/- | DESCRIPTION / NOTES |
|----------------------------------|-----|-------|------|---|
| Part I Offenses | 34 | 37 | 3 | Classified as: murder, criminal sex assault, robbery, aggravated battery, aggravated assault, burglary, theft, motor vehicle theft, arson |
| Part II Offenses | 110 | 116 | 6 | Classified as: all other crimes such as damage to property, thefts under \$500.00, disorderly conduct, etc. |
| Traffic Citations (Tickets) | 95 | 78 | 17 | Tickets where the violator either has to pay the ticket or go to court for adjudication, |
| Written Warnings | 192 | 189 | 3 | Documented warnings to the violator. No fine or court appearance required. |
| Driving Revoked/Suspended | 10 | 10 | 0 | Custodial arrest situations where the offender must go to court for adjudication. |
| Driving Under the Influence | 3 | 5 | 2 | Custodial arrest situations where the offender must go to court for adjudication. |
| Drug Offenses | 7 | 3 | 4 | Custodial arrest situations where the offender must go to court for adjudication. |
| Vehicle Seizures | 15 | 21 | 6 | Situations where a motor vehicle has been used on one of the enumerated offenses in Chapter 101 of the Code of Ordinances. |
| PD Accidents | 20 | 5 | 15 | Property Damage Accidents |
| PI Accidents | 3 | 17 | 14 | Personal Injury Accidents |
| MDRS Reviews/Coaching | 5/3 | 19/14 | 4/11 | Random review of video from officer body cams and squad cars. |
| Positive Community Contacts | 48 | 63 | 15 | Lock-outs, open doors, motorist assists, non-traffic officer initiated contacts, citizen assists, escorts, car seat inspections, fingerprinting, found property, house checks, etc. |
| Other Officer Initiated Activity | 293 | 520 | 227 | Calls for Service that do not fit into noted categories, but do not necessarily rise to level of a report being taken. Walk-ins, suspicious persons/autos, loud noise, verbal warning traffic/pedestrian stops, events that officers on patrol find that need to be addressed, etc. |
| Total Calls | 853 | 911 | 58 | |
| Agency Assists | 30 | 25 | 5 | Agency Assists occur outside of our jurisdiction and are not included in Part II Offenses or any other of the other categories. <i>These statistics are not included in above totals.</i> |



TRAFFIC CRASH DATA - JANUARY 2026

Summary of Crash Data

A review of the accompanying graphics provides a clear picture of crash activity, severity, timing, and contributing conditions for the reporting period.

Overall Severity

The majority of reported crashes resulted in property damage only, accounting for 85% of all incidents. Injury crashes made up 15%, and no fatal crashes were reported during this period.

This indicates that while crashes are occurring with some frequency, the overall severity remains relatively low.

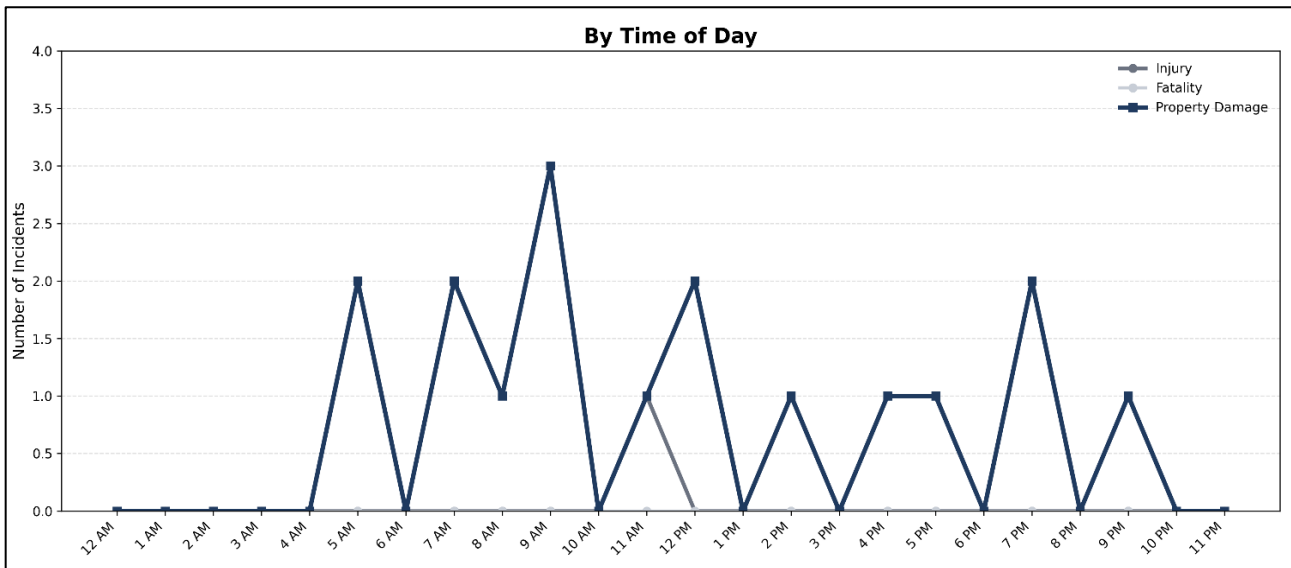
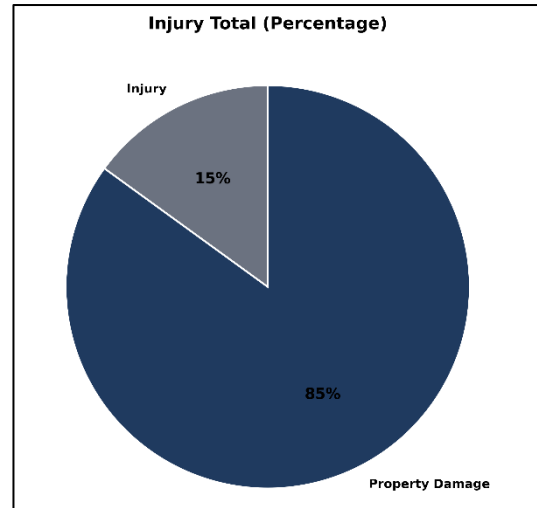
Monthly Distribution

Crash activity during the reviewed month totaled 20 incidents.

Property damage crashes were the predominant type, with a small number of injury-related crashes and no fatalities. This distribution reinforces the overall trend that most incidents do not result in serious physical harm.

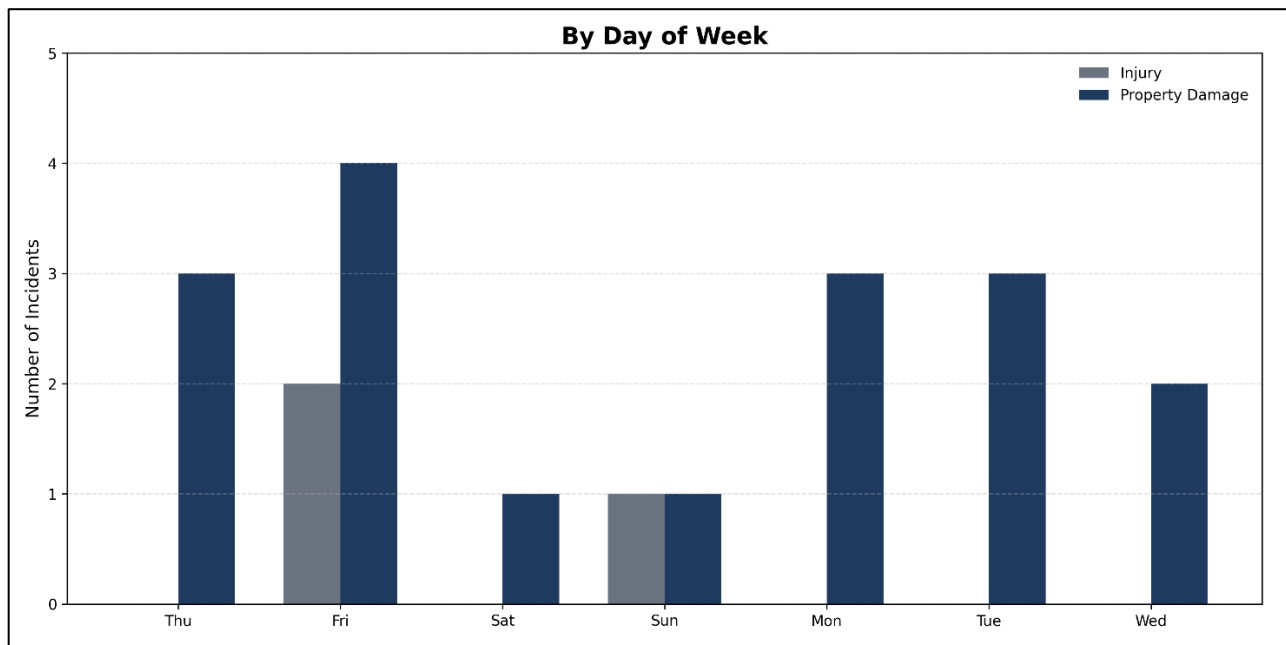
Time of Day

Crashes were spread throughout the day, with noticeable increases during morning and evening hours, corresponding with typical commuter traffic periods. Midday hours showed moderate activity, while overnight hours experienced minimal crash occurrences. This pattern suggests traffic volume and commuting behavior are key contributing factors.



Day of the Week

Crash activity varied by day, with weekdays accounting for the majority of incidents. Certain days showed slightly higher concentrations of property damage crashes, while injury-related crashes remained limited and isolated. Weekend crash counts were comparatively lower.

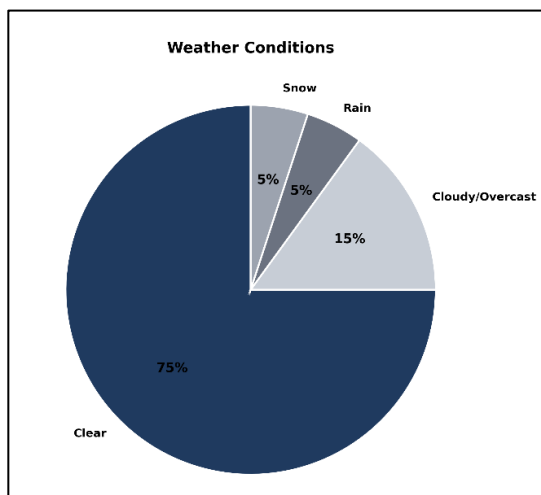


Weather Conditions

Most crashes occurred during clear weather conditions, representing 75% of incidents.

Cloudy or overcast conditions accounted for a smaller portion, while rain and snow each represented a minimal share.

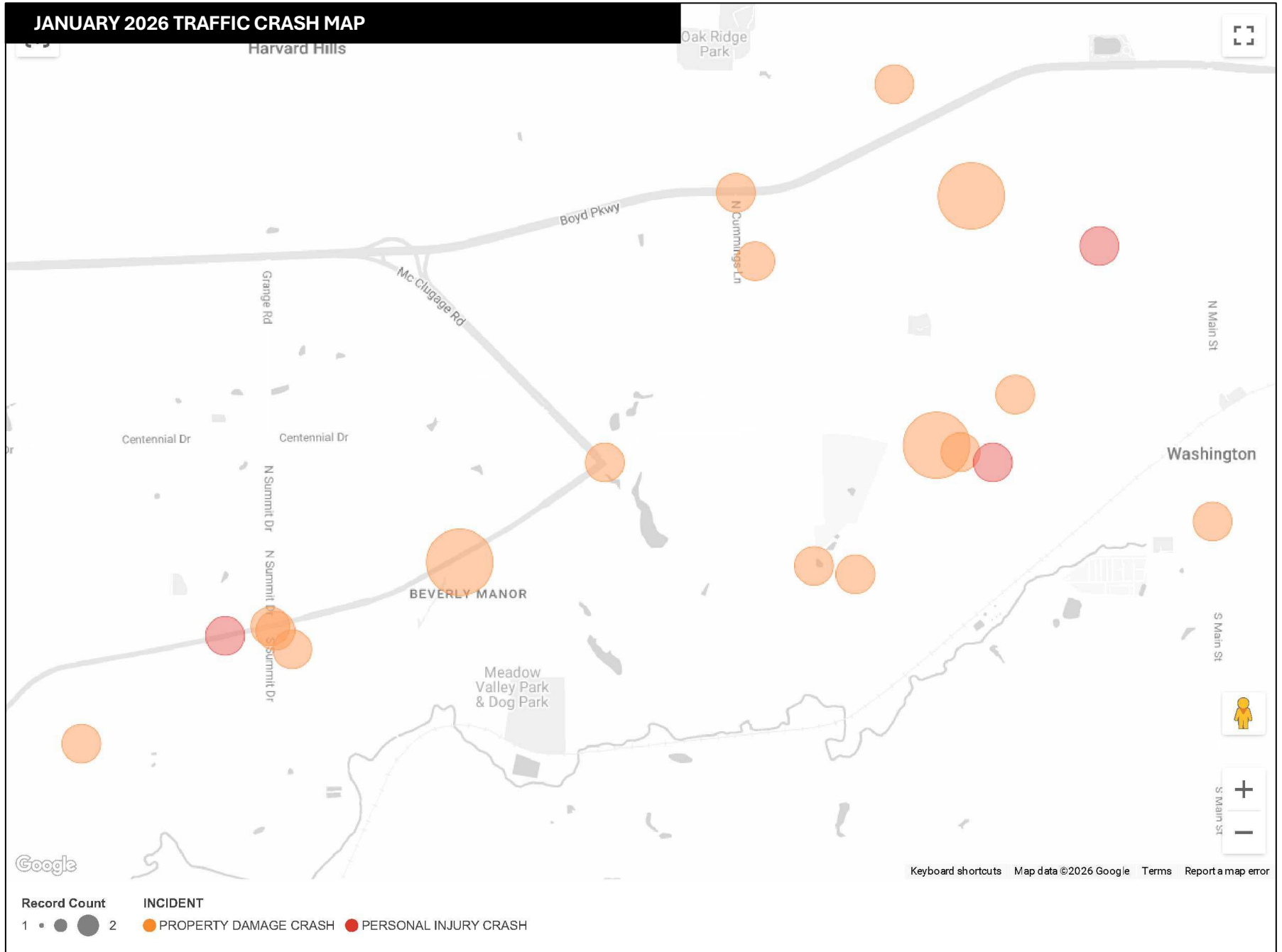
This suggests that crashes are more closely tied to traffic volume and driver behavior than adverse weather conditions.



Key Takeaways

- Property damage crashes overwhelmingly outnumber injury crashes.
- No fatal crashes were recorded during the period.
- Crash frequency aligns with normal traffic patterns rather than hazardous weather.
- Peak crash times correspond with commuter hours.
- Overall crash severity remains low, though continued monitoring and targeted traffic safety efforts during peak hours may help reduce incident frequency further.

JANUARY 2026 TRAFFIC CRASH MAP





INVESTIGATIONS - JANUARY 2026

Overview for January 2026

The Investigation Division received 15 cases for January 2026.

This number represents the number of cases the Investigation Division investigated; not the number of incidents received by the WPD.

| TYPES OF CASES | | | | | |
|---------------------|---|-----------------|---|--------------|---|
| All Other Criminal | 1 | Financial Crime | 1 | Retail Theft | 2 |
| Burglary | 6 | Sex Offense | 3 | Theft | 1 |
| Death Investigation | 1 | | | | |

Types of Cases - January 2026

